



ARCHITECT  
LICENSING  
ADVISORS  
**COMMUNITY**

# DESTINATION ARCHITECT: Creating Value in Your Career

Sameena Sitabkhan, AIA

# Join the Conversation



ARCHITECT  
LICENSING  
ADVISORS  
COMMUNITY



@NCARB



@NCARB



@NCARB



National Council of Architectural  
Registration Boards (NCARB)



[youtube.com/NCARBorg](https://youtube.com/NCARBorg)




ARE 5.0 Community

# Why Earn a License?



ARCHITECT  
LICENSING  
ADVISORS  
COMMUNITY

- Become an architect
- A strong credential
- Increased value
- Independence
- Credibility
- Start your own firm



# The Architecture Soup



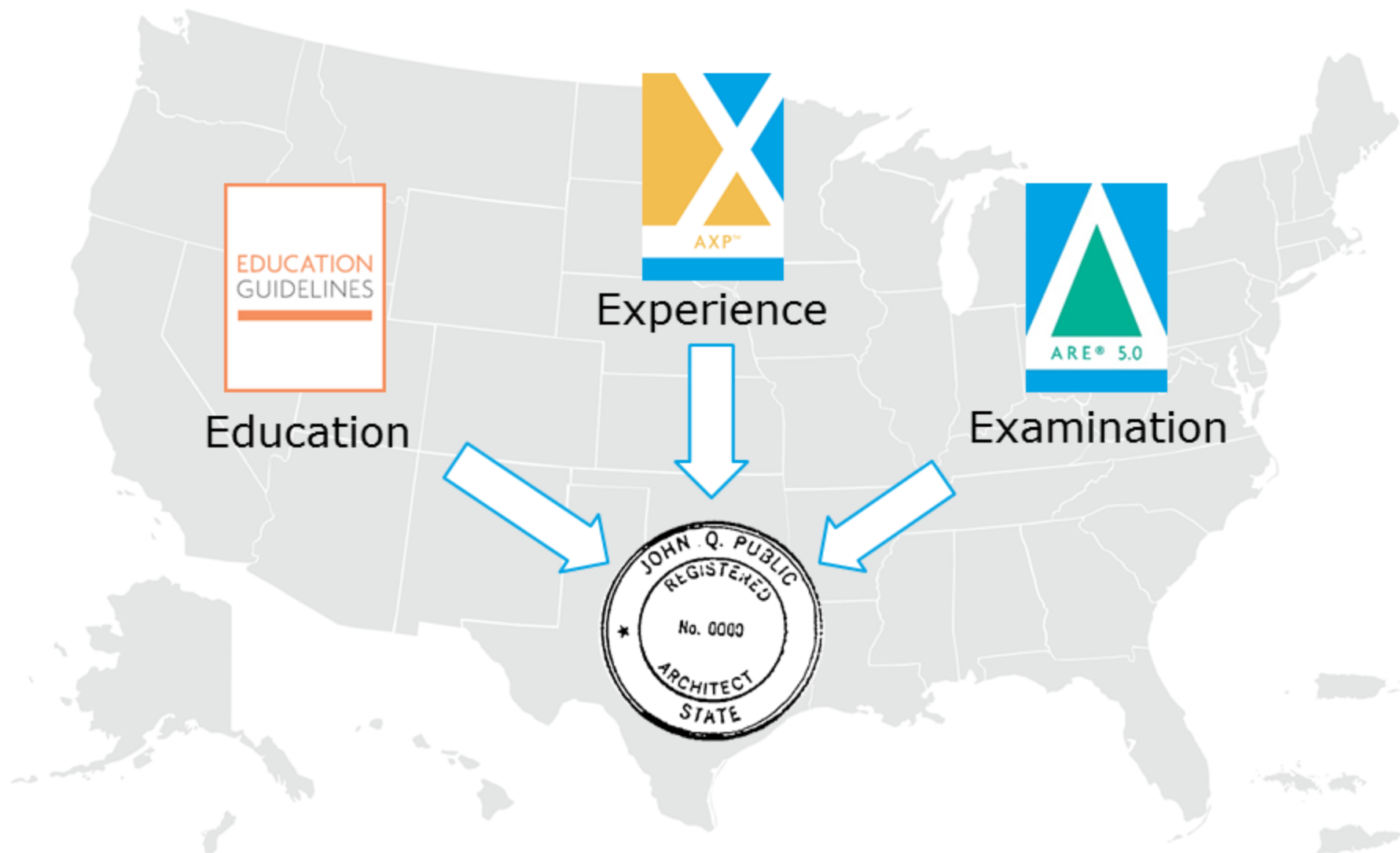
ARCHITECT  
LICENSING  
ADVISORS  
COMMUNITY



# NCARB Facilitates Licensure



ARCHITECT  
LICENSING  
ADVISORS  
COMMUNITY



# Design Your Career



ARCHITECT  
LICENSING  
ADVISORS  
COMMUNITY

NCARB

BECOME AN ARCHITECTGAIN AXP EXPERIENCEPASS THE AREGET LICENSEDADVANCE YOUR CAREERLOGIN

Explore ViewDetail View

Initial RegistrationReciprocal RegistrationRegistration RenewalPractice Requirements

Requirements

The applicant is required to be a resident of the jurisdiction.

An interview is required for initial registration.

An online application is available. ⓘ

A professional degree from a NAAB-accredited program is required.

Additional experience can be accepted as an alternative to the education requirement. ⓘ

An architectural degree from a Canadian university certified by the CACB is accepted.

An EESA Evaluation of foreign education is accepted.

Completion of the AXP/IDP is required.

Additional experience hours beyond the AXP/IDP is required. ⓘ

Completion of the AXP Portfolio is accepted. ⓘ

Completion of the ARE is required.

Jurisdictions

I am interested in New York ⓘ

A map of the United States with the state of New York highlighted in blue. The rest of the map is in a light gray color.

What does it take to get a license in your jurisdiction?  
**[www.ncarb.org/registrationboards](http://www.ncarb.org/registrationboards)**



ARCHITECT  
LICENSING  
ADVISORS  
**COMMUNITY**

EDUCATION





## Education Guidelines

<b>Introduction</b>	<b>2</b>	<b>The Education Alternative to NCARB Certification</b>	<b>12</b>	<b>The Education Standard</b>	<b>22</b>
What is the Education Requirement?	2	Steps to Certification for Education Alternative Applicants	13	About the NCARB Education Standard	23
For Initial Licensure	2			General Education	24
For NCARB Certification	2			History and Theory, and Human Behavior	25
The Education Standard	2			Building Practices	26
About NCARB	3	<b>The Education Evaluation Services for Architects</b>	<b>17</b>	Design	27
NCARB Services	3	About EESA	18	Professional Practice	29
Registration (Licensure)	4	The EESA-NCARB Education Evaluation	18	Optional Studies	30
NCARB Certification	5	When an EESA-NCARB Education Evaluation is Required	18		
Accrediting Boards	6	The EESA Evaluation Process	19	<b>Resources</b>	<b>31</b>
		Ways to Fulfill Your Education Deficiencies	19		
<b>Satisfying the Education Requirement</b>	<b>7</b>	Applying for the EESA-NCARB Education Evaluation	20		
		Request for Reconsideration of an EESA-NCARB Education Evaluation Report	20		
<b>Foreign-Educated Applicants</b>	<b>8</b>	Appeal of a Denial of a Request for Reconsideration of an EESA-NCARB Education Evaluation Report	21		
Licensure for Foreign-Educated Applicants	9				
Certification for Foreign-Educated Applicants	11				

# EXPERIENCE

Architectural Experience Program™ (AXP™)



AXP



## Architectural Experience Program Guidelines

<b>Introduction</b>	<b>2</b>	<b>Documenting Your Experience Through Hours</b>	<b>14</b>	<b>Documenting Your Experience Through a Portfolio</b>	<b>27</b>
What is the Architectural Experience Program?	2	Required Hours	14	Eligibility	27
About NCARB	3	Experience Settings	15	Overview of Steps	27
NCARB Services	3	Experience Setting A: Practice of Architecture	15	Supervision Requirements	28
Registration (Licensure)	4	Experience Setting O: Other Experience Opportunities	16	Exhibits	28
NCARB Certification	5	Employment Requirements	17	Employment History	28
<b>Getting Started</b>	<b>6</b>	AXP Supervisor	18	Best Practices	28
Establish NCARB Record	6	Direct Supervision	18	<b>Next Steps</b>	<b>29</b>
Create Your NCARB Record	6	Mentor	18		
<b>Experience Areas &amp; Tasks</b>	<b>7</b>	Reporting Requirement	19		
Practice Management	8	Other Licensed Work Experience	20		
Project Management	9	Design or Construction Related Employment	20		
Programming & Analysis	10	Community-Based Design Center/Collaborative	21		
Project Planning & Design	11	CSI Certifications: CCS & CCCA	21		
Project Development & Documentation	12	Design Competitions	22		
Construction & Evaluation	13	NCARB's Professional Conduct Monograph	23		
		Site Visit With Mentor	23		
		AIA Continuing Education for Health Safety Welfare (HSW)	24		
		Construction Work	25		
		Best Practices	26		



## Programming & Analysis Tasks

Upon finishing the AXP, you should be able to competently perform the following tasks:

- ☐ Determine impact of applicable zoning and development ordinances to determine project constraints
- ☐ Gather information about community concerns and issues that may impact proposed project
- ☐ Analyze existing site conditions to determine impact on facility layout
- ☐ Evaluate results of feasibility studies to determine project's financial viability
- ☐ Determine impact of environmental, zoning, and other regulations on site
- ☐ Consider recommendations from geotechnical studies when establishing design parameters



## A Practice of Architecture MINIMUM 1,860 HOURS

*To earn experience in employment opportunities, you must be paid.*

# Experience Setting O



ARCHITECT  
LICENSING  
ADVISORS  
COMMUNITY

	Maximum Hours Earned
<b>Other Work Experience Under Licensed Professionals</b> Foreign Architect, Landscape Architect, Engineer, Architect not practicing architecture	1,860 Hours
<b>Design or Construction Related Employment</b>	320 Hours
<b>Community-Based Design Center/Collaborative</b>	320 Hours
<b>CSI Certifications: CCS &amp; CCCA</b>	40 Hours
<b>Design Competitions</b>	320 Hours
<b>NCARB's Professional Conduct Monograph</b>	10 Hours
<b>Site Visit With Mentor</b>	40 Hours
<b>Construction Work</b>	320 Hours
<b>AIA Continuing Education for HSW</b>	20 Hours/experience area

# Experience Areas



ARCHITECT  
LICENSING  
ADVISORS  
COMMUNITY

Practice  
Management

16 Tasks  
160 Hours

Project  
Management

32 Tasks  
360 Hours

Programming &  
Analysis

18 Tasks  
260 Hours

Project Planning  
& Design

17 Tasks  
1,080 Hours

Project  
Development &  
Documentation

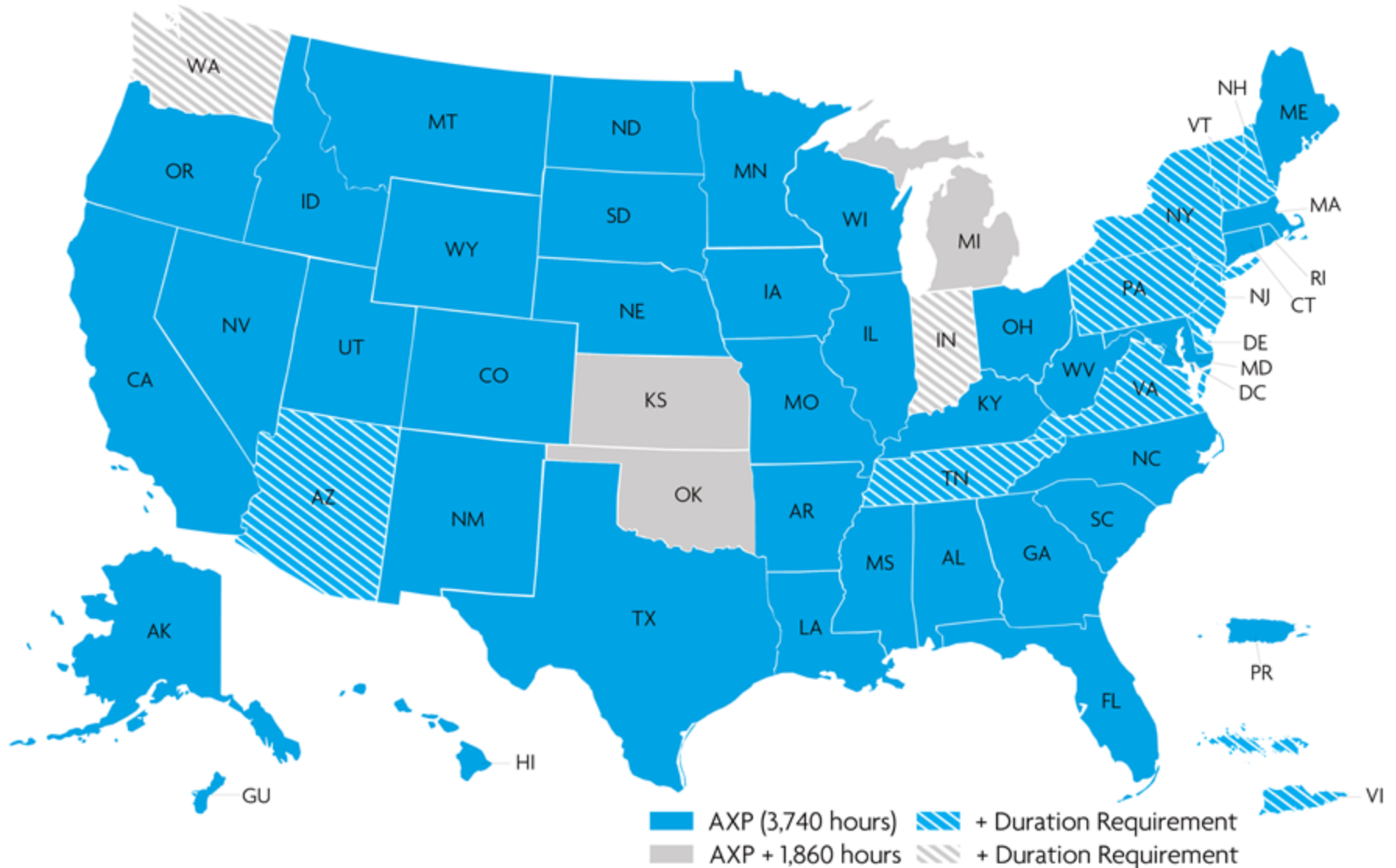
7 Tasks  
1,520 Hours

Construction &  
Evaluation

6 Tasks  
360 Hours



# Jurisdictional Requirements

ARCHITECT  
LICENSING  
ADVISORS  
COMMUNITY



# Reporting Requirement



ARCHITECT  
LICENSING  
ADVISORS  
COMMUNITY





## Supervisors

- *Control over and knowledge* of your work
  - Personal contact
  - Standard of Care
- Certifies all work related experiences

## Mentors

- Optional advisor for professional development
- Licensed in a U.S. or Canadian jurisdiction
- Can certify some experience opportunities
- You can have multiple mentors

# Reporting Experience



ARCHITECT  
LICENSING  
ADVISORS  
COMMUNITY

Overview Education **Experience** Exams Registrations Payments Admin

## Experience Requirements for Virginia

☒ Total approved hours 4272 Approved | 589 Remaining

Practice Management 109 Approved | 51 Remaining

Project Management 204 Approved | 156 Remaining

Programming & Analysis 497 Approved | 0 Remaining

Project Planning & Design 698 Approved | 382 Remaining

Project Development & Documentation 2309 Approved | 0 Remaining

Construction & Evaluation 455 Approved | 0 Remaining

## Jurisdictional Experience Requirements

You are currently seeking licensure in Virginia. Please review the Virginia board's [licensing requirements](#). Virginia requires 5600 hours of total experience and 3 years of work experience.

Select a jurisdiction below to view its additional experience requirements

Select a jurisdiction



NCARB  
**MY AXP™**

Report AXP™ hours  
anywhere with the  
mobile app.

Available for free from  
the App Store for iOS  
and the Google Play Store  
for Android.





## High School Graduation

# Get Started



ARCHITECT  
LICENSING  
ADVISORS  
COMMUNITY

## Step One



## Step Two



**\$100** NCARB Record Application Fee  
**\$85** Annual Renewal Fee

# EXAMINATION

Architect Registration Examination® (ARE®)

# ARE 5.0 Divisions



ARCHITECT  
LICENSING  
ADVISORS  
COMMUNITY

## Practice Management

- 80 Items
- 3 Hours 30 Mins

## Project Management

- 95 Items
- 4 Hours

## Programming & Analysis

- 95 Items
- 4 Hours

## Project Planning & Design

- 120 Items
- 5 Hours

## Project Development & Documentation

- 120 Items
- 5 Hours

## Construction & Evaluation

- 95 Items
- 4 Hours

# ARE 5.0 Resources



ARCHITECT  
LICENSING  
ADVISORS  
COMMUNITY



**ARE® 5.0**  
Guidelines



**ARE® 5.0** Handbook



**ARE® 5.0**  
Community  
from NCARB



**ARE® 5.0** ▶  
Video Prep Series



# ARE 5.0 Demonstration Exam



ARCHITECT  
LICENSING  
ADVISORS  
COMMUNITY



## ARE 5.0 Demonstration Exam

Portal User

Time Remaining 00:27:59  
Question 8 of 20

[Highlight](#) [Strikethrough](#) [Calculator](#) [References](#)

[Break](#)

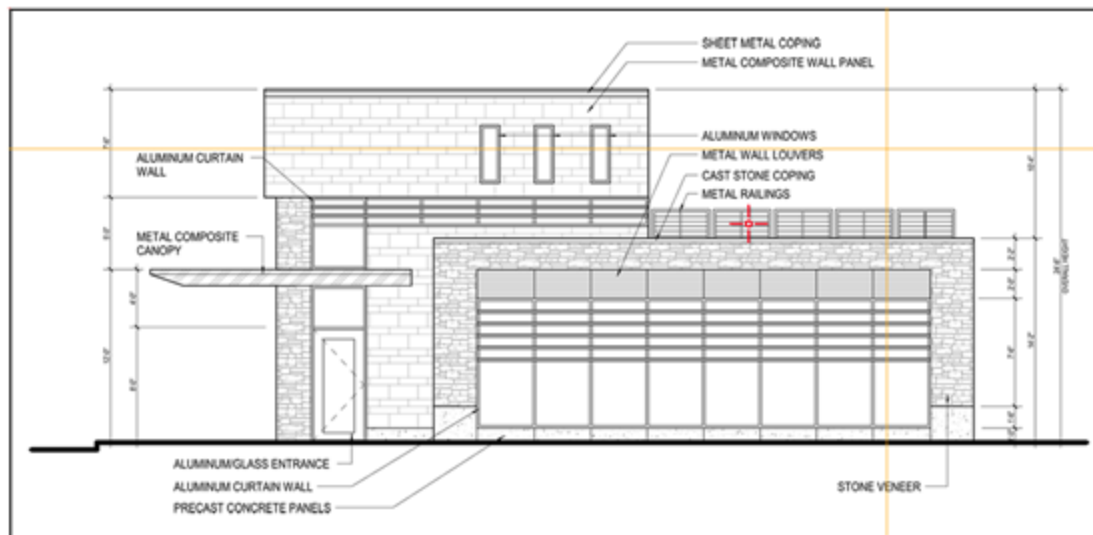
### Table Of Contents - Specifications

Division 02 - Existing Conditions	Division 09 - Finishes
Division 03 - Concrete	Division 10 - Specialties
Division 04 - Masonry	Division 12 - Furnishings
Division 06 - Wood, Plastics, and Composites	Division 21 - Fire Suppression
Division 07 - Thermal and Moisture Protection	Division 22 - Plumbing
Division 08 - Openings	Division 28 - Electronic Safety and Security

Refer to the exhibit.

An architect is completing a coordination review of the exterior materials with the specifications received from their consultant spec writer.

Click on the element in the elevation below that is missing from the specifications.



[< Previous](#)

[Next >](#)

☐ Mark for Review

NCARB

[Exam Summary](#)

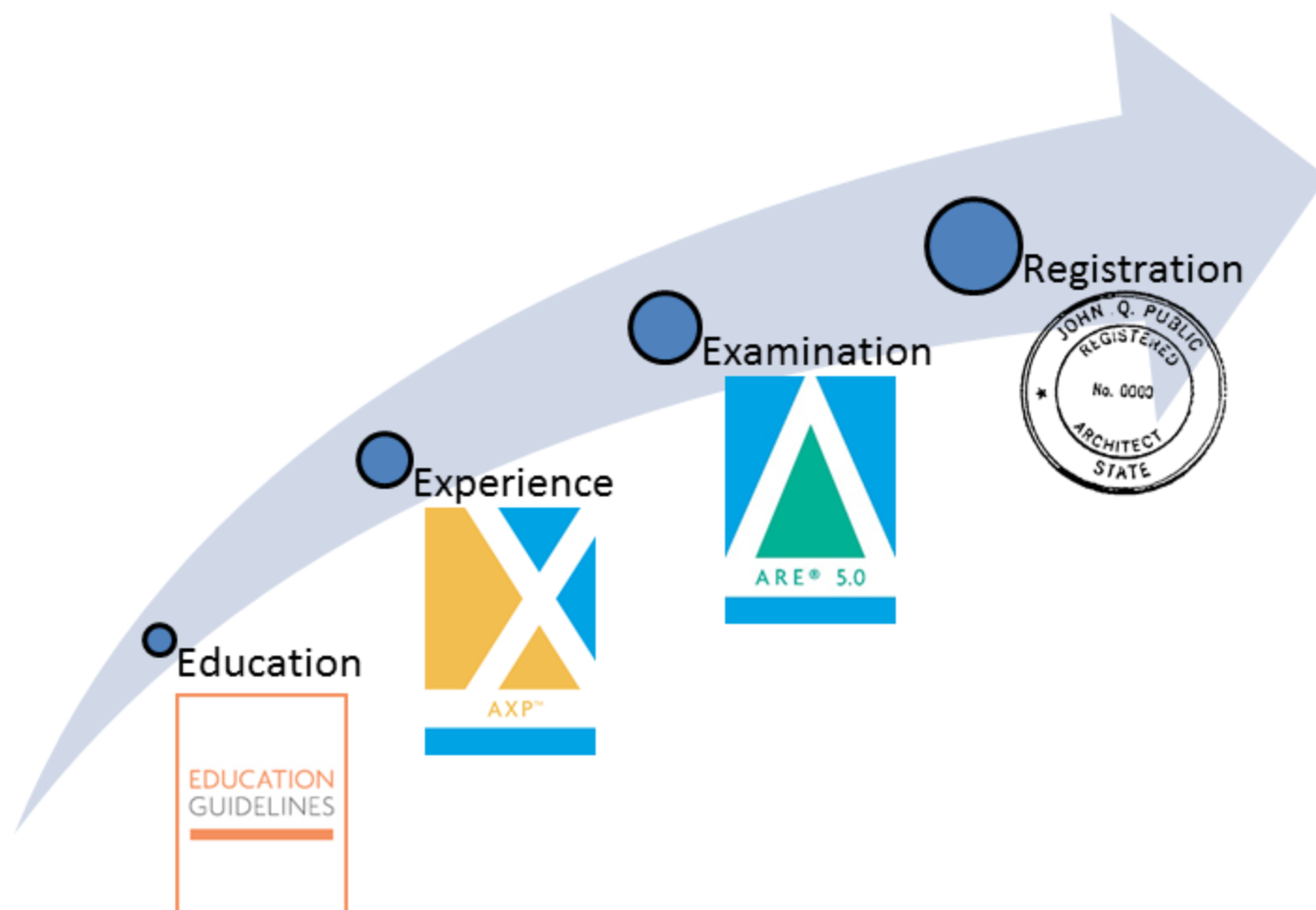
# MOBILITY

NCARB Certification

# NCARB Certificate Requirements



ARCHITECT  
LICENSING  
ADVISORS  
COMMUNITY





NCARB

BECOME AN ARCHITECT

GAIN AXP EXPERIENCE

PASS THE ARE

GET LICENSED

ADVANCE YOUR CAREER

LOGIN



## Blog

### Trends in Licensure Support at Architecture Firms

3/3/17 by AIA AND NCARB STAFF

Supervisor, Licensure, Architecture



Obtaining licensure is a primary objective for many architecture school graduates, and many architecture firms provide assistance to encourage emerging professionals along this path. But while both emerging professionals and supervisors believe that obtaining a license is important, larger differences emerge when considering the groups' perceptions of each other.

#### Related Blogs



An Evolution in Experience: Licensure Candidates Still Benefit from Best Practices

[Blog](#)



5 Resources for IDP Supervisors and Mentors

[Blog](#)



Celebrate National Architecture Week With Our Architecture Essentials Giveaway

[Blog](#)

# Join the Conversation



ARCHITECT  
LICENSING  
ADVISORS  
COMMUNITY



@NCARB



@NCARB



@NCARB



National Council of Architectural  
Registration Boards (NCARB)



[youtube.com/NCARBorg](https://youtube.com/NCARBorg)



ARE 5.0 Community

# Questions?



ARCHITECT  
LICENSING  
ADVISORS  
COMMUNITY

First point of contact:

**NCARB Customer Service**

202-879-0520

[customerservice@ncarb.org](mailto:customerservice@ncarb.org)

*Sameena Sitabkhan, AIA LEED AP*

*California Licensed Architect*

*[aausameena@gmail.com](mailto:aausameena@gmail.com)*

